

## GALAXY SELECT® SERIES

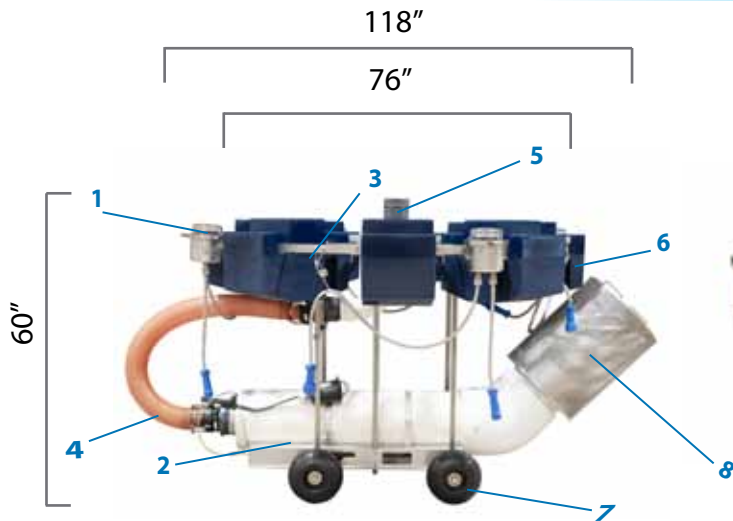
### VIRGO



HORSEPOWER	10	15	20	25
HT x DIA ft UPPER	46	54	61	64
HT x DIA ft LOWER	21 x 60	22 x 65	23 x 65	24 x 65
ELECTRICAL RATING Ph   VOLTAGE   AMPS	1   220-240   58A 3   220-240   34A 3   440-480   17A	3   220-240   44A 3   440-480   22A	3   220-240   54A 3   440-480   27A	3   220-240   64A 3   440-480   32A

60Hz

## GALAXY SELECT® SERIES DESIGN



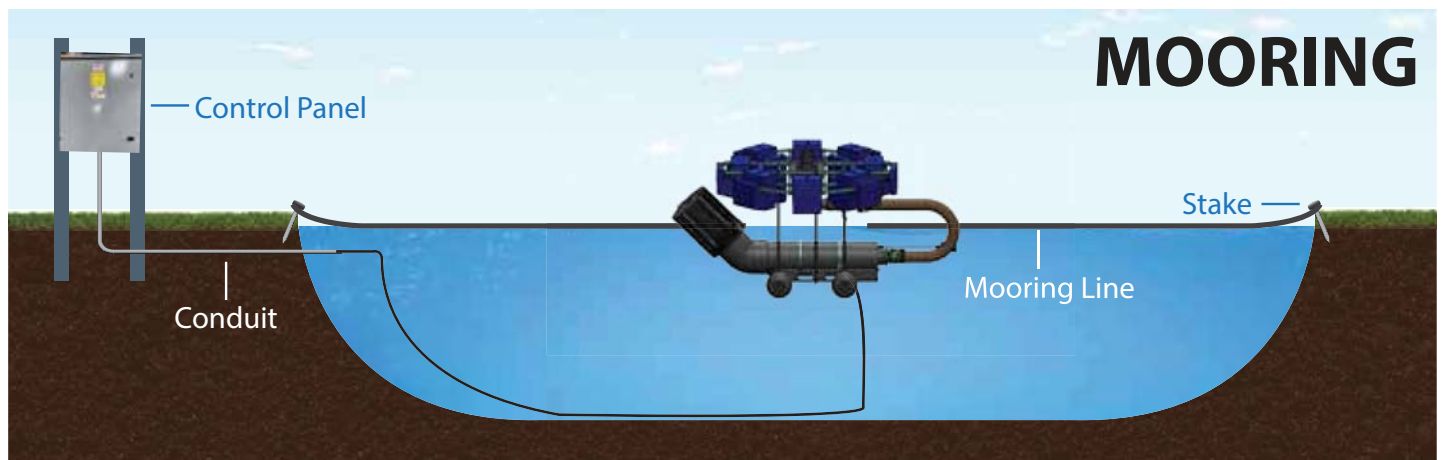
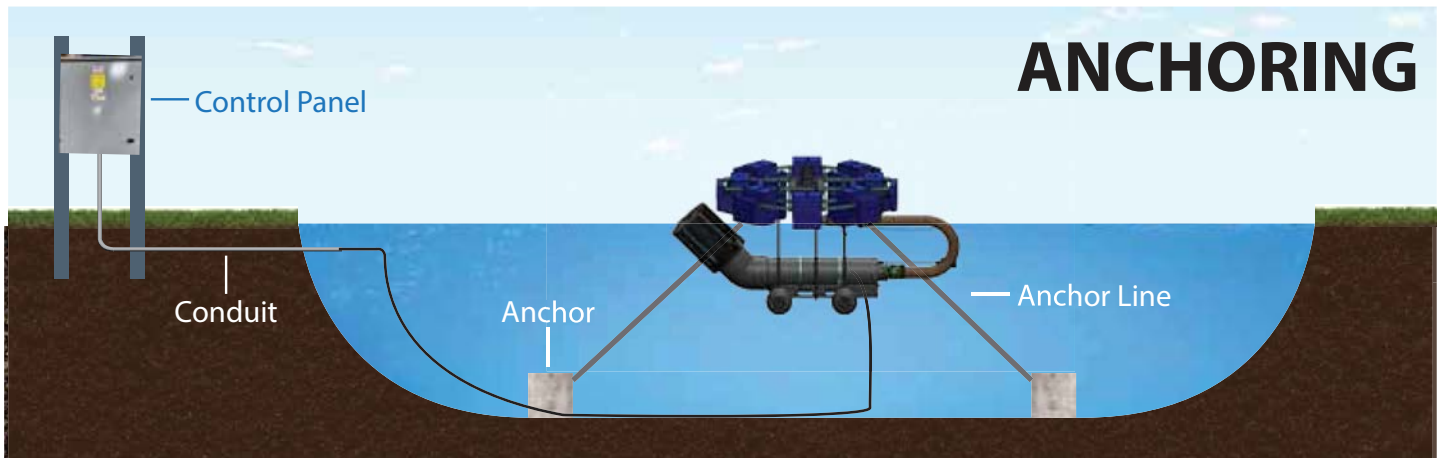
Galaxy Select® Series

- 1 - Tool Less Series 316 Stainless Steel Light Bracket
- 2 - Non-servicable, Oil Free, Water Cooled Motor with all Stainless Steel Pump Assembly
- 3 - 360° Available Tie Down Area
- 4 - Removable Discharge Tube and Intake Screen for Compact Storage

- 5 - Interchangeable Nozzles-Threaded and Tethered
- 6 - Removable Float Assembly for Easy Access to the Motor/Pump Assembly
- 7 - Easy Rolling Wheels with a Solid Axle
- 8 - Twist Locking Screen for Tool Less Removal for Cleaning with Double Handles

Minimum Operating Depth 62"

## INSTALLATION



## CONTROL PANEL



### Control Panel Components

- Outdoor rated, lockable enclosure constructed of gray powder coated, galvanized steel
- Standard hinge panel enclosure size 20" x 16" x 10"
- Digital timer with battery back-up
- LED lighting circuit included in all control panels
- Custom control panels for multiple units and options are available
- Franklin sub-monitor (three phase only) provides:
  - overcurrent protection
  - undercurrent protection
  - phase monitoring
- Ground fault protection
- Manual motor protector

